


Guide to Preparing Your Home for Heat Treatment

If you are preparing for a bed bug heat treatment, be sure to follow the below steps ahead of time:

THINGS TO AVOID

- 
- ❌ Do not remove any items (mattresses/furniture) from the home. It is important that you leave all items in place to reduce the risk of spreading the infestation to other rooms, hallways, or adjoining residences.
 - ❌ Do not use or apply any type of over-the-counter products or pesticides anywhere inside the residence.
 - ❌ Do not place clothing into trash bags. All clothing in drawers and closets may be left in place.

THE PROPER ETIQUETTE

☐ Prepare a washed and dried change of clothing to wear the day of the treatment.

Leave your home with as little as possible, leaving the following inside the residence:

- PURSES
- BACKPACKS
- HANDBAGS
- BRIEFCASES

☐ Clean up the entire residence.

We will not proceed with the treatment with any of the following present in the residence:

- TRASH
- PET WASTE
- LEFT OUT/SPOILED FOOD
- ANY UNSANITARY ITEMS

☐ Vacuum your entire home and vehicle.

Discard the following items after vacuuming:

- VACUUM BAG
- EMPTY THE VACUUM CANISTER INTO THE TRASH

☐ Secure objects that could be knocked down by air movement.

Objects including, but not limited to:

- LOOSE PAPERS
- NIGHTSTANDS
- VALUABLE/BREAKABLE ITEMS FROM SHELVES
- END TABLES

LOCATE THE FOLLOWING ITEMS


These cannot be in the residence during the treatment. They can be either placed into the refrigerator or placed into containers/boxes that the technician will remove from the residence during the treatment:




AEROSOL CANS



CANDLES



FIRE EXTINGUISHERS



AMMUNITION



UNOPENED
BEVERAGE CANS/
BOTTLES/2 LITERS



LIVE PLANTS




MUSICAL
INSTRUMENTS

FOR YOUR HOME




Be ready to leave your residence at the posted time. All residents & animals will need to be gone for the duration of the treatment. Please wait for the technician to arrive before leaving for the day. Feel free to ask the technician any questions about the preparation or treatment at this time.

LOCATE FISH TANKS



Any fish tanks larger than 10 gallons must be removed. If under 10 gallons, it can stay in the residence, but must be moved into a bathroom, basement or other approved area.

MULTI-LEVEL HOUSING



If you live in a multi-family building, please avoid visiting any other residences or common areas in the building until after the treatment is completed.

By following these steps, not only are you making sure that your property is ready for our heat treatment but that it will be completely effective.