

PIGNX® Caulking Gel

Deters pigeons from congregating, roosting and returning. PiGNX® is a repellent and deterrent. For use indoors or outdoors.

ACTIVE INGREDIENT:

CAPSAICIN.....0.0357%
OTHER INGREDIENTS:.....99.9643%
Total..... 100.000%

KEEP OUT OF REACH OF CHILDREN CAUTION

See other panel(s) for additional Precautionary Statements.

EPA Registration Number: 84418-1

EPA Establishment Number: 085002-CA-001

Net Contents: 5 gallons

When PiGNX® Caulking Gel is applied according to application specifications, pigeons will not return to treated area for 30 days or longer if gel is left intact and undisturbed. Reapplications will be required on an as-needed basis in areas of high pigeon pressure where the product gel has been disturbed or removed due to foot contact by pigeons. PiGNX® is a repellent, it is not an avian toxicant.

Use as directed. Please read entire label prior to use.

5 gallon container: Apply 1 oz of PiGNX® Caulking Gel per one (1) linear foot using a ½ inch bead. Do not apply more than 10 oz of PiGNX® Caulking Gel per application (0.00357 oz active ingredient/10 linear feet). The 5 gallon container is equivalent to 56 – 10 oz tubes and can treat up to 560 linear feet when applied using one (1) oz of PiGNX® Caulking Gel per one (1) linear foot. Apply PiGNX® where pigeons most heavily roost, gather and reproduce. PiGNX® can be applied to indoor and outdoor surfaces, which include wood, metal, plastic, tile, brick, cinderblock, and cement. Typical application areas include buildings (such as rooftops, canopies, windowsills, ledges, beams, conduits, water lines, awnings, parapets, fascias, sub roofs and walls, and cooling units) and other structures (such as statues, bridges, signs, sheds, and overhangs). Apply PiGNX® at 20°F to 100°F (-7°C to 38°C). Do not apply in wet or snowy weather for best results. Installation works best when surfaces are clean and dry. Easy-to-apply when using bulk load caulking gun with follow plate.

PIGNX® Caulking Gel

Precautionary Statements

HAZARDS TO HUMANS and DOMESTIC ANIMALS CAUTION

Harmful if swallowed. Wash thoroughly with soap and water after handling and before eating, drinking, chewing gum, or using tobacco. For MSDS, contact 1-866-744-6988.

First Aid

If swallowed:

- Call a poison control center or doctor immediately for treatment advice.
- Have person sip a glass of water if able to swallow.
- Do not induce vomiting unless told to by a poison control center or doctor.
- Do not give anything to an unconscious person.

If on skin:

- Take off contaminated clothing.
- Rinse skin immediately with plenty of water for 15-20 minutes.
- Call a poison control center or doctor for treatment advice.

If in eyes:

- Hold eye open and rinse slowly and gently with water for 15-20 minutes. Remove contact lenses, if present, after the first 5 minutes, then continue rinsing eye.
- Call poison control center or doctor for treatment advice.

HOTLINE

Have the product container or label with you when calling a poison control center or doctor, or going for treatment. In case of emergency, call 866-744-6988 US – PST 6AM to 6PM.

Environmental Hazards:

For Terrestrial Uses. This product may be toxic to aquatic organisms. Do not apply to or allow runoff to reach lakes, streams, or ponds. Do not contaminate water by cleaning of equipment or disposal of equipment washwater or rinsate. Do not dump rinse water into sewers or other bodies of water.

DIRECTIONS FOR USE:

It is a violation of federal law to use this product in any manner inconsistent with its labeling.

Application Instructions:

5 gallon container: Use 1 oz of PiGNX® Caulking Gel for every one (1) linear foot. Lay down a continuous bead of PiGNX® Caulking Gel in a zigzag pattern using at least a

½ inch bead that will allow the pigeons to easily and frequently step on the gel (larger bead up to 1 inch is acceptable depending on treatment surface characteristics). Use as necessary to treat roosting areas to ensure complete bird dislocation is maintained. Clean and dry surfaces before application for best results. If surface cannot be cleaned before application, PiGNX® can be applied on top of soiled and damp surfaces if necessary. For best results, clean and wipe dirt from application surfaces prior to application. Do not expose yourself directly to bird feces.

1. Remove the lid from the 5 gallon container of PiGNX® Caulking Gel.
2. Place the follow plate on top of the PiGNX® Caulking Gel.
3. Using a bulk load caulking gun, seal the caulking gun to the hole in the follow plate.
4. Slowly pull caulking gun piston handle.
5. Lay down continuous bead of PiGNX® Caulking Gel in a zigzag pattern so birds will step in the gel.

Excess applied gel may be cleaned with a clean, dry rag or paper towel.

Apply to surface areas where pigeons frequent. To ensure thorough coverage, treat areas that pigeons use to roost on, such as those listed on the label.

Storage and Disposal

Do not contaminate water, food or feed by storage or disposal.

Pesticide Storage: Do not store this product above 100o F or below 20o F for extended periods of time. Keep containers tightly closed and in original containers when not in use.

Pesticide Disposal: Wastes resulting from the use of this product may be disposed of on site or at an approved waste disposal facility.

Container Disposal: Nonrefillable container. Do not reuse or refill this container. Offer for recycling, if available. If not available, dispose of in a sanitary landfill, or incineration, or, if allowed by State and local authorities, by burning. If burned, stay out of smoke.

Warranty

To the extent consistent with applicable law, PiGNX® Company warrants that this product conforms to the chemical description on the product label and is reasonably fit when used in accordance with the directions for use. However, it is impossible to eliminate all risks inherently associated with the use of this product. This warranty does not extend to the use of this product in a manner inconsistent with its labeling or when used under abnormal conditions, such as adverse weather conditions and presence of other materials. These factors are beyond the control of PiGNX® Company or the Seller. All such risks shall be assumed by the Buyer.

To the extent consistent with applicable law, PiGNX® Company makes no other expressed or implied warranty and it expressly excludes and disclaims all implied warranties of fitness or merchantability for a particular purpose. To the extent consistent with applicable law, PiGNX® Company or the Seller are not liable for consequential, special, or indirect damages resulting from the use or handling of this product.

To the extent consistent with applicable law, the Buyer's exclusive remedy and PiGNX® Company's or Seller's exclusive liability, shall be limited to the purchase price of the product.

Customer Service/Questions: 866-744-6988

Manufacturer:
PiGNX® Company
15568 Brookhurst St.
#178
Westminster, CA 92683
866-744-6988
Patent Pending
Made in USA- California

PiGNX® is a registered trademark of PiGNX® Company.

PiGNX® Co. guarantees complete satisfaction when used as directed and application installation is not disturbed PiGNX® will provide equivalent amount of product at no cost to the user up to the total cost of the purchase price less shipping/handling/labor/ equipment charges.

PiGNX® guarantees complete satisfaction when used as directed and application installation is not disturbed.

PiGNX® Caulking Gel

PiGNX[®] Caulking Gel

Pigeon Repellent-Avian Non-Toxicant

PIGEON REPELLENT

Deters pigeons from congregating, roosting and returning. PiGNX[®] is a repellent and deterrent. For use indoors or outdoors.

ACTIVE INGREDIENT:
CAPSAICIN 0.0357%
OTHER INGREDIENTS 99.9643%
TOTAL 100%

**KEEP OUT OF
REACH OF CHILDREN
CAUTION** ⚠

EPA Registration Number: 84418-1
EPA Establishment Number: 085002-CA-001
Net Contents: 10 oz



When PiGNX[®] Caulking Gel is applied according to application specification, pigeons will not return to treated area for 30 days or longer if gel is left intact and undisturbed. Reapplications will be required on an as-needed basis in areas of high pigeon pressure where the product gel has been disturbed or removed due to foot contact by pigeons.

USE AS DIRECTED.

PLEASE READ ENTIRE LABEL PRIOR TO USE.

Apply one 10 oz. tube of PiGNX[®] Caulking Gel for every ten (10) linear feet using a ½ inch bead. Do not apply more than one 10 oz. tube per application (0.00357 oz active ingredient/10 linear feet). Apply PiGNX[®] where pigeons most heavily roost, gather and reproduce. PiGNX[®] can be applied to indoor and outdoor surfaces, which include wood, metal, plastic, tile, brick, cinderblock and cement. Typical commercial application areas include but are not limited to buildings (such as rooftops, canopies, windowsills, ledges, beams, conduits, water lines, awnings, parapets, fascias, sub roofs and walls, and cooling units) and other structures (such as statues, bridges, signs, sheds and overhangs).

Apply PiGNX[®] at 20°F to 90°F (-7°C to 32°C). Do not apply in wet or snowy weather for best results. Installation works

Precautionary Statements

HAZARDS TO HUMANS and DOMESTIC ANIMALS / CAUTION

Harmful if swallowed. Wash thoroughly with soap and water after handling and before eating, drinking, chewing gum, or using tobacco. For MSDS, contact 1-949-310-6550.

FIRST AID

If Swallowed

- Call a poison center or doctor immediately for treatment advice.
- Have person sip a glass of water if able to swallow.
- Do not induce vomiting unless told to by a poison control center or doctor.

If On Skin

- Take off contaminated clothing.
- Rinse skin immediately with plenty of water for 15-20 minutes.
- Call a poison control center or doctor for treatment advice.

If In Eyes

- Hold eye open and rinse slowly and gently with water for 15-20 minutes. Remove contact lenses, if present, after the first 5 minutes, then continue rinsing eye.
- Call poison control center or doctor for treatment advice.

pignx.com

net wt 10oz (283 g)

HOTLINE

Have the product container or label with you when calling a poison control center or doctor, or going for treatment.
In case of emergency, call 1-949-310-6550 US - PST 6am to

Environmental Hazards:

For Terrestrial Uses. This product may be toxic to aquatic organisms. Do not apply to or allow runoff to reach lakes, streams or ponds. Do not contaminate water by cleaning of equipment or disposal of equipment washwater or rinsate. Do not dump rinse water into sewers or other bodies of water.

DIRECTIONS FOR USE

It is a violation of federal law to use this product in any manner inconsistent with its labeling.

APPLICATION INSTRUCTIONS: Use one 10 oz tube for every ten (10) linear feet. Lay down a continuous bead of PiGNX[®] Caulking Gel in a zigzag pattern using at least a ½ inch bead that will allow the pigeons to easily and frequently step on the gel (larger bead up to 1 inch is acceptable depending on treatment surface characteristics). Use as necessary to treat roosting areas to ensure complete bird dislocation is maintained. Clean and dry surfaces before application for best results. If surface cannot be cleaned before application, PiGNX[®] can be applied on top of soiled and damp surfaces if necessary. For best results, clean and wipe dirt from application surfaces prior to application. Do not expose yourself directly to bird feces.

- 1 Cut end tube off at the nozzle stem.
- 2 Screw on applicator nozzle and use directly or cut off nozzle tip for a larger bead halfway down the application nozzle.
- 3 Load and lock PiGNX[®] tube into standard caulking gun.
- 4 Slowly pull caulking gun trigger. There is very little product resistance - be careful as it can come out of tube.
- 5 Lay down continuous bead of PiGNX[®] Caulking Gel in a zigzag pattern so birds will step in gel.
- 6 Go to PiGNX.com for more information and video.

Apply to surface areas where pigeons frequent. To ensure thorough coverage, treat areas that pigeons use to roost on, such as those listed on the label.

STORAGE AND DISPOSAL

Do not contaminate water, food or feed by storage or disposal.

Pesticide Storage Do not store this product above 100° F or below 20° F for extended periods of time. Keep container tightly closed and in original containers when not in use.

Pesticide Disposal Wastes resulting from the use of this product may be disposed of on site or at an approved waste disposal facility.

Container Disposal Nonrefillable container. Do not reuse or refill this container. Offer for recycling, if available. If not available, dispose of in a sanitary landfill, or incineration, or, if allowed by State and local

WARRANTY

PiGNX[®] Company guarantees complete satisfaction when used as directed and application installation is not disturbed or your money back or PiGNX[®] will provide equivalent amount of product at no cost to the user up to the total cost of the purchase price less shipping/handling/labor and equipment charges.

Customer Service/Questions: 1-949-310-6550


Manufacturer:
PiGNX[®] Company
POB 6310
Whittier, CA 90609

1-949-310-6550
Patent Pending
Made in USA - California

SKU# A2007



Approved for food
preparation areas.



PiGNX[®] is a registered trademark of PiGNX[®] Company

PiGNX®

Application Instructions

PiGNX® is a pigeon/bird repellent – Not Avian Toxicant
EPA Registration # 84418 EST# 085002-CA-001



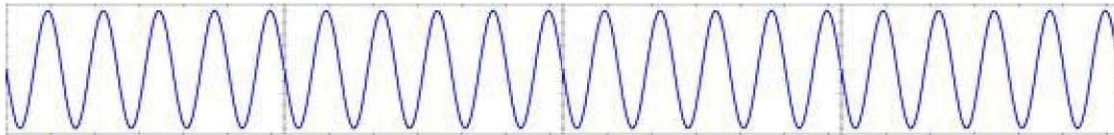
Bird Populations – Pigeons/bird populations can be characterized by three (3) levels of roosting & congregating activity or **pressure**. Determine the level of bird pressure before application:

- 1) Heavy – Constant (24 hour) Nesting/Feeding/Congregating/Severe fecal build-up & heavy odor.
- 2) Moderate – Intermittent Feeding/Visiting/Roosting/medium fecal build up & odor.
- 3) Light – Infrequent Feeding/Visiting/no Roosting/ limited amounts of fecal build-up & odor.

Install PiGNX® to the following levels of pigeon/bird pressure:

- **Heavy** – use 5/8 inch bead tight and narrow : 3-4 inch gap between zigzag lines
- **Moderate** - use a 1/2 bead semi-wide: 3-5 inch gap between zigzag lines
- **Light** – use 3/8 inch bead 5-8 inch gap between zigzag lines.
- In heavy applications the birds will lift gel from surface; residue can drop on ground – simply wipe up with dry cloth. Clean with detergent & water or use alcohol on a rag.

Application Pattern



4 inches wide top to bottom – (2,3,4 inch distance between waves)

Getting Started with PiGNX®

Note: It is preferable to clean site surface but it is not mandatory. Remove debris & dirt when possible.

- a) Cut tube nozzle just above first screw thread with cutters;
- b) Screw on applicator nose and cut nozzle at 3 inch mark.
- c) Place tube in manual or electric caulking gun chamber and lock tube in place.
- d) Place nozzle in position and squeeze trigger slowly lifting the nozzle just above application surface.
- e) Move gun in zigzag motion slowly and just above site surface.



A. Cut Nozzle



B. Attach Applicator



C. Cut Applicator



D. Load Caulking Gun

Use on parapets, ledges, windows, beams, patio covers, conduit, walls, barns, pipes, under tiles, roofs, under HVAC units, holes, under roof line, lights.



Nixalite® of America Inc.
1025 16th Avenue East Moline, IL 61244
Experts In Architectural Bird Control Since 1950

Ph: 800.624.1189 or 309.755.8771
Fax: 800.624.1196 or 309.755.0077
Email: birdcontrol@nixalite.com
Website: www.nixalite.com

Note: In extreme cases, certain materials will require the use of absorption barriers when applying PiGNX.

Applying to smooth clay tile:



1. Clean and dry tile




2. Apply Mylar tape



3. Apply PiGNX in zig zag pattern


Applying to smooth concrete tile:



1. Clean and dry tile



2. Apply Mylar tape



3. Apply PiGNX in zig zag pattern

Applying to rough clay tile:



1. Clean and dry tile



2. Apply Mylar tape



3. Apply PiGNX in zig zag pattern

ALWAYS READ THE PRODUCT LABEL BEFORE APPLICATION!!

For current prices and availability, visit our website at www.nixalite.com

or contact Nixalite at 800.624.1189 or fax 800.624.1196



Nixalite[®] of America Inc.
1025 16th Avenue East Moline, IL 61244
Experts In Architectural Bird Control Since 1950

Ph: 800.624.1189 or 309.755.8771
Fax: 800.624.1196 or 309.755.0077
Email: birdcontrol@nixalite.com
Website: www.nixalite.com



Where the World Shops for Humane Bird and Animal Control.